

**AW30 & AW40 DECT
Headsets with USB
Dongle User Guide**

Contents

2
Product features

3
How to use the dongle

4
Headset controls

5
Headset charging



The Agent AW30 and AW40 headsets are fully wireless DECT headset solutions for USB offering the user the ability to work with true wireless mobility. The convertible dongle allows you to take calls directly from a computer softphone with either USB-A or USB-C connectivity.

Features

As a professional office headset for Unified Communications, the Agent AW range delivers professional features and high quality performance

Wireless connectivity

Frees the user from taking calls just at their desk or PC through wireless mobility

Up to 9 hours talk time

Battery provides the user up to 9 hours continuous use between charging

Noise-cancelling microphone

Filters out background office noise for the caller

Wideband frequency

Creates a more rounded natural sound for the caller and user

Built-in headset controls

Allows the user to answer & end calls (MS Teams only), increase and decrease volume as well as mute calls

Transmission volume control

Outgoing volume can be adjusted in your computer device settings

Out of range indicator

Audio tone warns the user if they lose connection with the master unit

Online indicators

Headset LED lights to indicate a call in progress

Maximum range of 60m

Allows to user to move up to 60m from the dongle (in line of sight)

DECT 6.0/GAP compatible

Meets all the necessary standard EN 300 444 requirements

Acoustic shock protection for user

Prevents noise levels exceeding 118db thereby protecting the user from potential hearing damage

Convertible USB-A and USB-C dongle

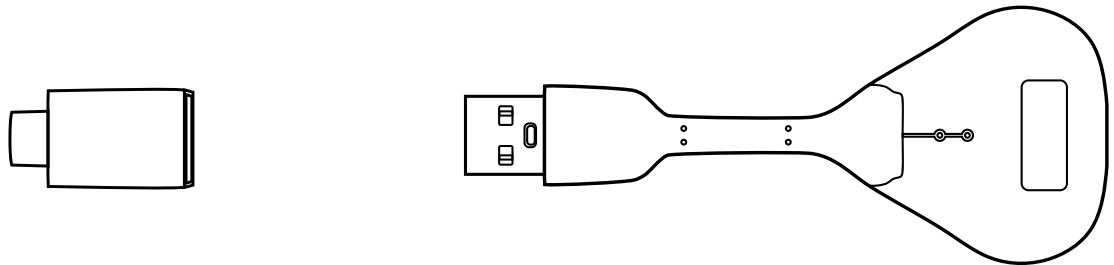
Makes the headset compatible with any USB platform

USB Dongle

How to use the USB dongle with AW30 and AW40

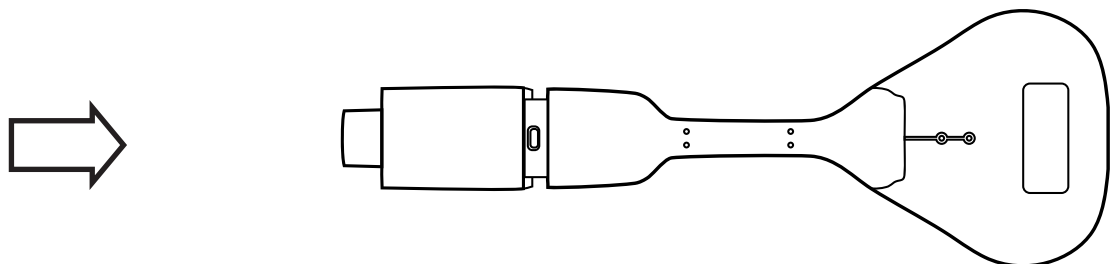
Wireless DECT to USB Connectivity

The AW30 and AW40 headsets are plug & play USB solutions, so connecting them to your computer couldn't be simpler.



The USB-C Adapter

Whether you need USB-A or USB-C connectivity, the adapter can be used to provide the correct type for your needs. The USB-C adapter simply fits over the USB-A.



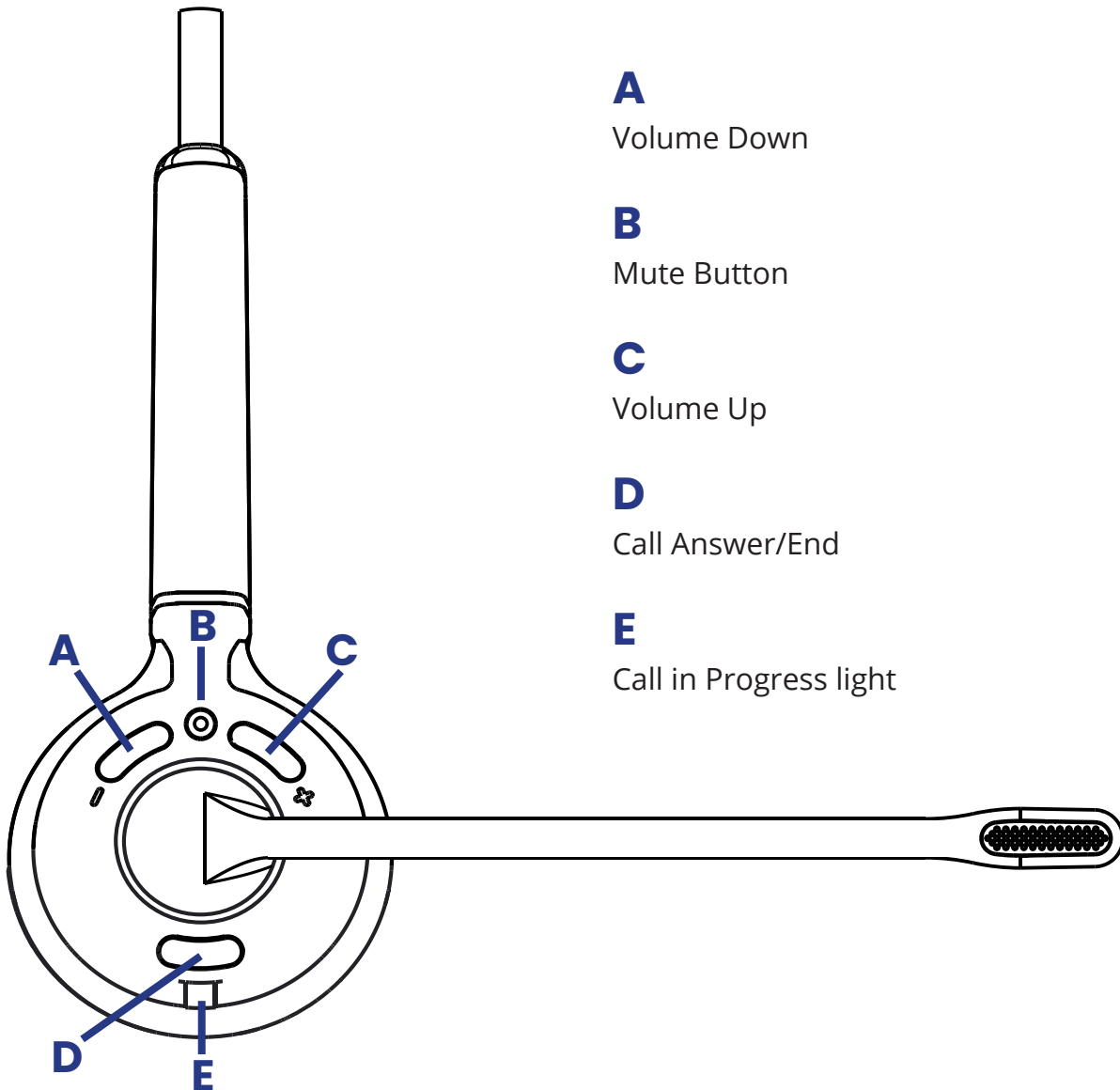
Once connected to USB the AW headset will allow you to take calls from your computer at the touch of the headset button, and provides control of call answer and end, volume and mute.

The AW Headsets

How to use the USB dongle with AW30 and AW40

Layout of Headset Controls

The AW30 and AW40 headsets allow you control of your calls at the touch of a button and are simple and easy to use.



The AW Headsets

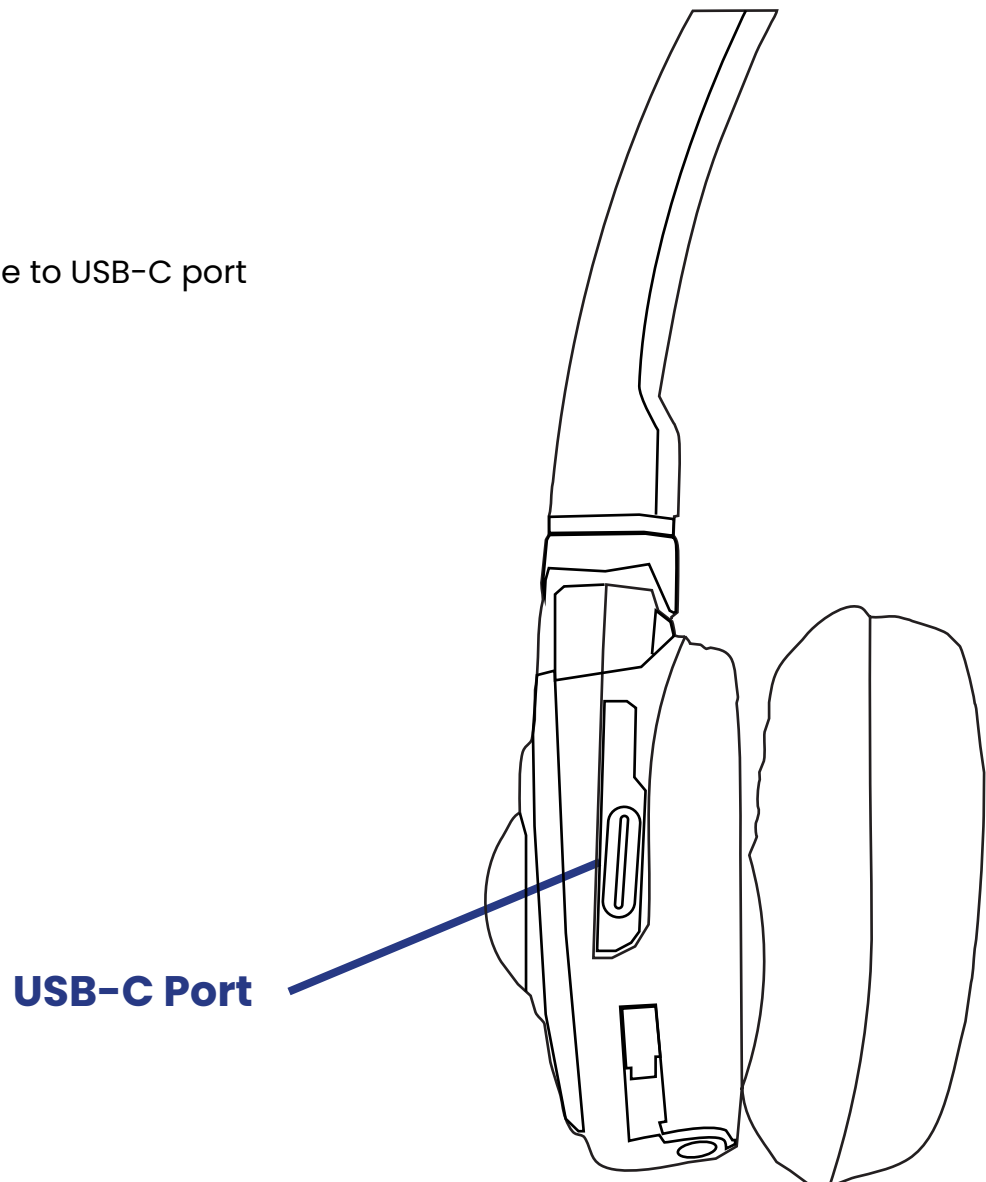
Keeping your Agent AW Headset charged for use

USB Charging

The AW30 and AW40 headsets are extremely portable and can be charged via the included charging cable by connecting it to the built in USB-C port on the rear of the headset.

Headset Charging

- i.**
Connect power cable to USB-C port
- ii.**
Charge for 3 hours





www.agentheadsets.co.uk | +44 (0) 161 529 9980